

The Access Micro-scholarship Programme is part of Aga Khan Development Network's Humayun's Tomb-Sunder Nursery-Nizamuddin Basti Urban Renewal Initiative. It was initiated with the support of the US Embassy to open up avenues for adolescents in the Hazrat Nizamuddin Basti in the age group of 14-16 years by developing their skills to use English language in every day life. There are over 200 young girls and boys participating in this programme.


The programme innovates teaching-learning techniques and attempts to channelize the creative potential of the students into the learning process. The newsletter is one of the many endeavours along the same trajectory. As the students pretended to be writers and journalists in the process of compiling this newsletter, a number of fresh ideas were generated through many debates and discussions. We hope that this exercise will feed into and build many similar experiences. We look forward to your suggestions.

Happy Reading! J

Editorial Board: Anjum Nisha Ansari, Samir Saifi, Azeem, Saloni Jain and Kishwar Khan

Teachers: Anuradha Baraya, Rashmi Tandon, Saloni Jain, Kanika, Aqlima, Azhar, Mohsin and Zubair.


E-mail : kishwar.khan.ext@akdn.org



The Rising

Humayun's tomb - Sunder nursery - Nizamuddin basti
Urban Renewal Initiative

English Access
Micro-scholarship Program




The month of Ramadan is the one in which the Qur'an was sent down as a right guidance to mankind with the clear signs of distinction of truth from falsehood. The holy month of Ramadan is the ninth month of Islamic calendar. It is engulfed with piety as Allah bestows his mercy and blessings on one and all. The spirits of the month seem to come alive with feasting and fasting so that people can appreciate all the beautiful creations of the lord while enjoying them thoroughly. Muslims prepare special foods and buy gifts for their family and friends and for giving to the poor and needy who cannot afford it. This pious month helps add meaning to life as one asks for happiness and imparts it to the others.

Just For Fun

Make Your Own Puzzle

1. Glue the full square to the back of cardboard (or) print on heavy cardstock.
2. Cut out all inside squares.
3. Mix all squares up and put your puzzle together.



Let's have fun

Teacher: "I killed a person" convert this sentence into future tense.

Student: The future tense is "u will go to jail".

Teacher: Did your father help you with your homework?

Student: No, he did it all by himself.

Small boy: "Dad, can you write in the dark?"

Father: "I think so. What is it you want me to write?"

Boy: "Your name on the report card."

RIDDLES

- ❖ What driver doesn't have a license?
- ❖ What has a neck but no head?
- ❖ Here on earth it is true, yesterday always follows today where?
- ❖ What do people make that nobody can ever see?
- ❖ What kind of table has no legs?

Answers: Ans: A (screwdriver) Ans: B (bottle)
Ans: C (In a dictionary) Ans: D (Noise) Ans: E (Multiplication)

Search The Words

O F I P W A X J N I T H S L U
N Q E J B U P O A B U E C K L
I V J B I R V R O N P T E A G
E S P E R E E V I T U N C Y A
T Y P W M U F B E L U A S X Z
R C V B J M A M O J Z J R K W
X U E T X N B R X T U C O Y L
M R S W S E Q M Y F C J U L Y
A Q D G R H C R A M E O Y U X
Y Q S L E J E A R N Y I E Y E
L V E D A Y J Z C U V X Z U J
B L V H L F A J K S M I V Y O
E I R D G R Z K G T W O L K H
D K W I R E B M E C E D G S B
A U G U S T O J D O X D X M M

APRIL	JUNE
AUGUST	MARCH
DECEMBER	MAY
FEBRUARY	NOVEMBER
JANUARY	OCTOBER
JULY	SEPTEMBER

Recipe for an Omelet

Ingredients

- Eggs-
- Salt
- Oil
- Chilli powder/green chilli
- Tomato sauce
- Onion-1

Method

1. Chop an onion into small pieces.
2. Break an egg.
3. Beat the egg till it is fluffy.
4. Mix the chopped onion into the beaten egg.
5. Add some fresh coriander leaves.
6. Add a little salt to it.
7. Pour some oil into a pan.
8. Pour the mixture into the pan.
9. Fry the omelet till it is light brown.
10. Turn it over and cook the other side.
11. Remove the pan from the gas.
12. Serve the omelet with some tomato sauce.

An Easy Draw



COUNT THE STARS



Enhancement activities

Cultural Enhancement Activities

Cultural enhancement activity week was organized from May 5th - 13th, 2011. The objective of the program was to ensure overall development of the children and to give them an opportunity to showcase their skills. Learning with Fun was greatly reflected in the students and almost every student participated in at least three activities.

Fun With Computers

We observed that our students did well in English but their knowledge of computers was limited. The course covers an introduction to computers, MS Paint, MS Power Point, MS Word. The duration of this course was one month, two hours per day for 6 days in a week. This course got an overwhelming response from the student revealing their keen interest in computers.

The World Environment Day:

was celebrated on June 5th, 2011. It highlighted the importance and the significance attached to the day by Screening the film (UNEP-WED, Forests: Nature at Your Service Narrated by Anupam Kher, Save Water from WWF), quiz, drawing and painting, collage making with waste materials, visit to sunder nursery, plantation of saplings and a street play.

Mother's Day

Mother's day was a celebrated to salute mothers for giving us a meaningful life. The event began with a song, poem recitation, the speeches delivered by the students and 'nanhi pari competition' where the students with their mothers made a fairy and Farha and her mother, were given the prize. The event conclude with cake cutting ceremony.

Quiz competition

A team of eight students -Wasim, Shahana, Sadika, Asif, Haleema, Fazlu, Khatija, Shumaila and Naz from our center also took part in the quiz competition organized by The American Center. The award for the best speaker went to Wasim. This unique event ended with the words of encouragement from Timothy J. Roemer, former Ambassador of the United States of America.

Dilli Dekho

we organized a "Dilli Dekho" trip on the 30th July and took them to the Planetarium, Qutub Minar, Dilli Haat and Purana Qila. The objective of the educational visit was to familiarize them with some parts of historical Delhi and foster a sense of pride and belonging to the city.